

App Stores for the Brain: Privacy & Security in Brain-Computer Interfaces*

Tamara Bonaci¹, Ryan Calo² and Howard Jay Chizeck¹

Abstract—An increasing number of Brain-Computer Interfaces (BCIs) are being developed in medical and nonmedical fields, including marketing, gaming and entertainment industries. BCI-enabled technology carries a great potential to improve and enhance the quality of human lives. It provides people suffering from severe neuromuscular disorders with a way to interact with the external environment. It also enables a more personalized user experience in gaming and entertainment.

These BCI applications are, however, not without risk. Established engineering practices set guarantees on performance, reliability and physical safety of BCIs. But no guarantees or standards are currently in place regarding user privacy and security. In this paper, we identify privacy and security issues arising from possible misuse or inappropriate use of BCIs. In particular, we explore how current and emerging non-invasive BCI platforms can be used to extract private information, and we suggest an interdisciplinary approach to mitigating this problem. We then propose a tool to prevent this side-channel extraction of users' private information. This is a first step towards making BCI-enabled technologies secure and privacy preserving.

I. INTRODUCTION

A large number of Brain-Computer Interfaces (BCIs) are currently under development, or being proposed, for both medical and non-medical applications. These applications include advertising, market surveys, focus groups and gaming. For example, in 2008, the Nielsen Company acquired Neuro-Focus, for the development of neural engineering technologies aimed at better understanding customer needs and preferences [6]. In May 2013, Samsung, in collaboration with the University of Texas, demonstrated how BCIs could be used to control mobile devices [12]. In the same month, the first neurogaming conference gathered more than 50 involved companies [7]. In September 2013, Neuroware company presented *Neurocam*, a wearable EEG system equipped with a camera, used to detect users' emotions. The system is set to automatically start recording moments of interest based on inferred information from users' neural signals [9].

Several neural engineering companies, including Emotiv [3] and NeuroSky [8] currently offer low-cost, consumer-grade BCIs and software development kits. These companies have recently introduced the concept of BCI “app stores” [31], with the purpose of facilitating expansion of BCI applications. Future BCIs will likely be simpler to use and will require less

training time and user effort, while enabling faster and more accurate translation of users' intended messages.

This development raises, however, new questions about privacy and security. At the 2012 USENIX Security Symposium, researchers introduced the first BCI-enabled malicious application, referred to as “brain spyware”. The application was used to extract private information, such as credit card PINs, dates of birth and locations of residence, from users' recorded EEG signals [31].

As BCI technology spreads further (towards becoming ubiquitous), it is easy to imagine more sophisticated “spying” applications being developed for nefarious purposes. Leveraging recent neuroscience results (e.g., [11], [17], [26], [37]), it may be possible to extract private information about users' memories, prejudices, religious and political beliefs, as well as about their possible neurophysiological disorders. The extracted information could be used to manipulate or coerce users, or otherwise harm them. The impact of “brain malware” could be severe, in terms of privacy and other important values. A question arises: is it in the public interest to allow anyone to have an unrestricted access to the private information extractable from neural signals? And if not, how should we grant such access, and how can this be managed, regulated or otherwise controlled?

While federal law protects medical information [14] and generally guards against unfair or deceptive practices [5], few rules or standards currently limit access to BCI-generated data. Importantly, platforms are immunized for apps that third-parties submit, such that BCI-manufactures are not necessarily incentivized, from a legal vantage, to police against abusive apps.

We believe emerging BCI privacy concerns call for a coordinated response by engineers and neuroscientists, lawyers and ethicists, government and industry. Ideally, *devices, algorithms, standards and regulations* can be designed to mitigate BCI privacy problems and ethical challenges. The first step towards doing so should be an open discussion between ethicists, legal experts, neuroscientists and engineers.

To facilitate the interdisciplinary discussion, in this paper we first give an overview of the BCI technologies in Section II. We then, in Section III, present current ethical and legal issues, and in Section IV privacy and security considerations in neural engineering. We next present a comprehensive model of an attacker that exploits BCI technology to extract users' private information in Section V. In Section VI, we motivate the need for a coordinated approach to protect BCI systems, and discuss some legal and regulatory steps to enhance privacy and security of users, including striking a potentially different balance with respect to BCI apps than other third-party software. In Section

*This work is supported by Award Number EEC-1028725 from the National Science Foundation. The content is solely responsibility of the authors and does not necessarily represent the official views of the National Science Foundation.

¹ Department of Electrical Engineering, University of Washington, Seattle, WA, USA {tbonaci, chizeck}@uw.edu

² School of Law, University of Washington, Seattle, WA, USA {rcalo}@uw.edu

VII, we introduce one engineering approach to containing BCI-enabled attacks. Finally, section VIII concludes the paper.

II. OVERVIEW OF BCI TECHNOLOGIES

A Brain-Computer Interface (BCI) is a communication system between the brain and the external environment. In this system, messages between an individual and an external world do not pass through the brain's normal pathways of peripheral nerves and muscles. Instead, messages are typically encoded in electrophysiological signals, such as electroencephalograms (EEG), signals directly measuring electrical potentials produced by neural synaptic activities [41]–[43].

The initial motivation for the development of BCIs came from the growing recognition of the needs of people with disabilities, and of potential benefits BCIs might offer. The first BCI was developed in the 1970s [42]. Since then, many research programs have focused on the development of BCIs, for assistance, augmentation and repair of cognitive and sensorimotor capabilities of people with severe neuromuscular disorders, such as spinal cord injuries or amyotrophic lateral sclerosis.

In recent years, however, BCIs have seen a surge in popularity in fiction, gaming, entertainment and marketing. There are currently several consumer-grade BCI-based systems (e.g., Emotive System [3], NeuroSky [8], and g-tec Medical Engineering [4]) offering relatively low-cost EEG-based BCIs and software development kits to support and facilitate expansion of BCI-enabled applications. The supported applications can broadly be classified into: (i) *accessibility tools*, such as mind-controlled mouse and keyboard, (ii) *hands-free arcade games*, such as Brain Bats, mind-controlled Pong game [2], and (iii) “*serious games*”, i.e., games with purpose other than pure entertainment, such as attention and memory training [45].

BCIs are also emerging as a tool for personalized entertainment. It has been known for a while that the ability to infer about a user's cognitive processes and emotional responses, such as satisfaction, boredom or confusion, enables the development of more adaptive and responsive entertainment products. There already exist several gaming consoles that use pressure, motion, or gaze sensors to make inferences about a user's behavioral states [31]. Very recently researchers from Taiwan have proposed a method of predicting success of an online game by analyzing a user's electromyographic (EMG) signals (i.e., electrical signals produced by a user's skeletal muscles) over the first 45 minutes of the game [17].

In addition to the gaming and entertainment industries, in recent years market research companies have also shown an increased interest in BCI-enabled technologies. In 2008, for example, the Nielsen company has introduced the Mynd, an EEG-based BCI device specifically developed for market research [31]. It is reasonable to expect more and more information about users' cognitive and behavioral processes, as well as their emotional states will be extracted (with and without permission) for a variety of entertainment and marketing studies, as BCI-enabled applications become more widespread.

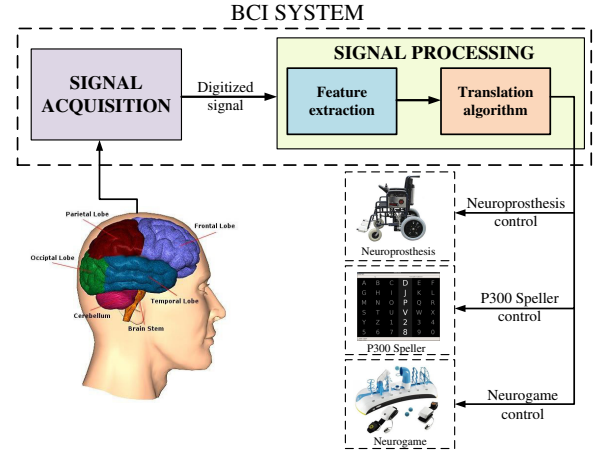


Fig. 1. High-level block diagram of a typical brain-computer interface.

A. Components of a BCI

A BCI is a system used to translate electrophysiological signals, reflecting activity of central nervous system, into a user's intended messages that act on the external world [42]. From an engineering perspective, it is a *communication system*, consisting of inputs (user's neural activity), outputs (external world commands), and components translating inputs to outputs, known as *signal acquisition* and *signal processing*. A high-level block diagram of a typical BCI is depicted in Figure 1. Current BCIs have information transmission rate between 10 and 25 bits/minute [42].

Based on the recording location, BCIs can be divided into: (i) invasive, (ii) moderately invasive, and (iii) non-invasive systems. Invasive BCIs involve electrodes or electrode arrays that are directly implanted into the brain during a surgery. They enable the highest quality measurements of neural activity. Moderately invasive BCIs, such as electrocorticography (ECoG) are implanted inside the skull, typically on top of the brain. They provide signals of lower noise and higher selectivity than non-invasive BCIs, which record neural signals from the scalp. Most non-invasive BCIs are based on electroencephalography (EEG). While known to be susceptible to noise and signal distortion, EEG signals are easily measurable. In addition, EEG-based BCIs have relatively low cost and low risk, which makes them the most widely used BCI devices [41].

Signal processing component of a BCI typically consists of two parts: *feature extraction* and *decoding (translation) algorithms*. Feature extraction part processes recorded neural signals, in order to extract signal features, assumed to reflect specific aspects of a user's current neural signal. Decoding algorithms take those abstracted feature vectors and transform them into application-specific commands. Depending on the application, many different decoding algorithms are being used in BCIs. As pointed out in [42], effective decoding algorithms are able to adapt to: (1) individual user's signal features, (2) spontaneous variations in recorded signal quality, and (3) adaptive capacities of the brain (neural plasticity).

III. ETHICAL AND LEGAL CONSIDERATIONS OF NEURAL ENGINEERING

With an increasing number of neural engineering applications, specifically BCIs and neural imaging, researchers have recognized the need to address emerging ethical and legal questions [20], [22], [24], [25], [27], [38]. In 2003, Jonsen introduced *neuroethics* as “a discipline that aligns the exploration and discovery of neurobiological knowledge with human value system”. It was recognized neuroethics will have to address questions related to (a) incidental findings, (b) surrogate and biomarkers of diseases, and (c) commercialization of cognitive neuroscience [25].

In 2005, The Committee on Science and Law considered possible legal implications of neural engineering [38]. An emphasis was put on privacy implications of neural imaging, in particular on the use of neural imaging in non-medical research. The committee recognized *neuromarketing*, defined as the field of marketing research that studies consumers’ sensorimotor, cognitive, and affective response to marketing stimuli [10] and *brain fingerprinting*, defined as a technique that purports to determine the truth by detecting information stored in the brain [38], as emerging non-medical areas using neural imaging data. The committee observed there are important similarities between genetic and brain data, in that: (1) “both genetic and brain data hold out the promise of prediction (not only disease, but also behavior)”, and (2) “both types of information expose unique and personal, and to a large extent, uncontrollable aspects of a person that previously were unobservable” [38]. Based on these observations, the committee proposed exploring and leveraging for neuroethics those medical, ethical and legal rules already set forth in genetic research.

In [22], Farahany observed modern neuroscience and neural engineering pose a novel set of legal challenges to the existing Self-Incrimination doctrine of the Fifth Amendment, which states that “no person shall be compelled to prove a charge from his own mouth, but a person may be compelled to provide real or physical evidence” [22]. The author presented several examples, showing how is modern neuroscience expected to facilitate evidence collection during criminal investigation. The presented examples strongly indicate the traditional border between testimonial and physical evidence becomes blurry when applied to the evidences collected by neural engineering techniques.

Finally, at the 2011 Ethicomp conference, Whalstrom et al. introduced the question of BCI privacy. The authors reviewed European Union’s privacy directives and analyzed how do its legal context and requirements apply to the emerging BCI privacy issues [40].

IV. PRIVACY AND SECURITY ISSUES IN NEURAL ENGINEERING

A. Neural Signals for Identification and Authentication

Based on the observation that neural signals of each individual are unique and can therefore be used for biometrics [29], many researchers have recognized potential benefits of using neural data for user *identification* and *authentication* [29], [32]–[34], respectively defined as the identity selection out of a

set of identities (identification) and verification that the claimed identity is valid (authentication). EEG signals have shown to be particularly useful for these applications.

In [34], a method using α -rhythm was proposed for identification, and correct classification scores in the range of 72% to 84% were reported. Further, an EEG-based identification method that uses data collected only from the two frontal electrodes was proposed in [36]. In [35], the authors present an overview of biometric identification methods based on EEG, electrocardiogram (ECG) and the skin conductance signals, also known as electrodermal response (EDR).

In [29], the practicability of different mental tasks for authentication was investigated, and it was shown that some tasks are more appropriate for authentication than others. Finally, [16] proposed neural data can be used to prevent coercion attacks (also known as rubber hose cryptanalysis), where users are forced to reveal cryptographic secrets known to them. The proposed approach is based on the idea of *implicit learning*. Instead of asking users to consciously memorize a secret and use it for identification and authentication, in this approach the users are identified and authenticated based on specific patterns that they have learned and can use without ever being aware they know them.

B. Neurosecurity

In 2009, Denning et al. [21] recognized that “the use of standard engineering practices, medical trials, and neuroethical evaluations during the design process can create systems that are safe and that follow ethical guidelines; unfortunately, none of these disciplines currently ensure that neural devices are robust against *adversarial entities* trying to exploit these devices to alter, block, or eavesdrop on neural signals”. Potential security threats that can be mounted against implanted neural devices were identified, and the term “neurosecurity” was introduced as “the protection of the confidentiality, integrity, and availability of neural devices from malicious parties with the goal of preserving the safety of a person’s neural mechanisms, neural computation, and free will” [21].

C. Brain Spyware - BCI-enabled Malicious Application

At the 2012 USENIX Security Symposium, Martinovic et al. [31] presented the first malicious software designed to detect a user’s private information using a BCI. They referred to it as the “brain spyware”. The authors used a commercially available BCI to present users with visual stimuli and record their EEG neural signals. They focused on the P300 response, and analyzed the recorded signals in order to detect users’: (a) 4-digit PINs, (b) bank information, (c) months of birth, (d) locations of residence, and (e) if they recognized the presented set of faces.

While the authors of [31] have focused only on the P300 response, it is not hard to imagine brain spyware applications being developed to extract private information about users’ memories, prejudices and beliefs, but also about their possible neurophysiological disorders. Currently, there does not seem to exist a way to resist these attacks. Moreover, recent results [28] show that attempts at willful deception can themselves be detected from an individual’s neural signals. Going a step further, the same authors [28] show that non-invasive brain

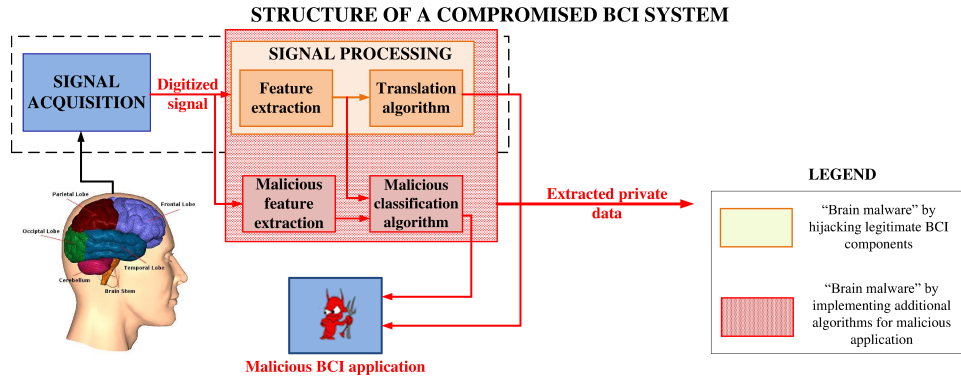


Fig. 2. A simplified diagram of a compromised BCI system. We distinguish between two types of attackers: (1) an attacker who exploits the legitimate feature extraction and decoding (translation) algorithms (denoted as solid color blocks in the diagram), and (2) an attacker who implements additional algorithms for malicious applications and either replaces or supplements the legitimate BCI resources (denoted as dotted-background blocks in the diagram).

stimulators, emitting imperceptible DC electrical currents, can be used to make a user's responses noticeably slower when attempting to lie.

Thus, there is a growing need to address the potential privacy and security risks arising from the use of BCIs, in both medical and non-medical applications. As a first step, we are exploring which components of the EEG signal can be used to infer private information about a user, and quantifying the amount of exposed information.

V. THREAT MODEL

Consider an example model of an attacker who uses BCIs to extract private information about users. We assume this will involve non-invasive BCI devices, mostly intended for consumer use. Manufacturers of non-invasive EEG-based BCIs generally distribute software development kits and guides with their products, as well as technical support. Their intention is to promote application development, but such "open-development" platforms may compromise user privacy and security, since there is currently no review process, standards and guidelines in place to protect users, nor technical protection to restrict inappropriate or malicious BCI use.

As depicted in Figure 1, a typical BCI system consists of three main components: (R1) an *acquisition system*, (R2) an *application*, and (R34) a *signal processing system*, where the signal processing system consists of (R3) *feature extraction* and (R4) *decoding (translation) algorithm* components. The existing BCI open-development platforms typically grant every application developer full control over all four of these components. For the discussion of this paper, we will assume an attacker has an access to all of these resources (R1)–(R4). We next consider how an attacker uses these resources to develop malicious applications.

A. Types of Attackers

In Figure 2, two types of attackers are shown (as described in the caption). We distinguish between these types based on the way an attacker analyzes recorded neural signals. The first type of an attacker extracts users' private information by *hijacking the legitimate components of a BCI system*. Such an attacker exploits for malicious purposes those feature

extraction and decoding algorithms that are intended for the legitimate BCI applications.

The second type of an attacker extracts users' private information by *adding or replacing the legitimate BCI components*. Such an attacker implements additional feature extraction and decoding algorithms, and either replaces or supplements the existing BCI components with the additional malicious code. As can be observed from the Figure, the difference between the two attacker types is only in the structure of the "brain malware" component.

B. Methods of Extracting Private Information

We consider scenarios where an attacker interacts with users by *presenting them with specific sets of stimuli*, and recording their responses to the presented stimuli. In the current literature, there are several well-established methods of presenting stimuli to users:

- **Oddball paradigm** - a technique where users are asked to react to specific stimuli, referred to as *target stimuli*, hidden as rare occurrences in a sequence of more common, *non-target stimuli* [23].
- **Guilty knowledge test** - a technique based on the hypothesis that a familiar stimulus evokes a different response when viewed in the context of similar, but unfamiliar items [44].
- **Priming** - a technique that uses an implicit memory effect where one stimulus may have an influence on a person's response to a later stimulus [39].

We assume an attacker can use any of these methods to facilitate extraction of private information. In addition, an attacker can present malicious stimuli in an *overt (conscious)* fashion, as well as in a *subliminal (unconscious)* way, with subliminal stimulation defined as the process of affecting people by visual or audio stimuli of which they are completely unaware [15]. Ways of achieve unawareness typically include reducing a *stimulus intensity* or *duration* below the required level of conscious awareness.

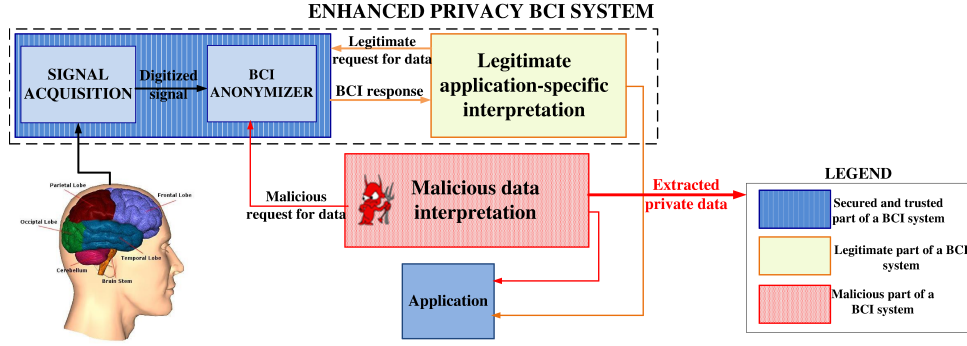


Fig. 3. A simplified diagram of a BCI with the “BCI Anonymizer” subsystem. Legitimate interpretation component (denoted as solid blocks in the diagram) requests data and receives response from the “BCI Anonymizer” (denoted as dashed background blocks in the diagram). Malicious components, added by the adversary (denoted as dotted background blocks in the diagram), may request data, but will not receive response from the “BCI Anonymizer”. In addition, an attacker cannot access states and functionality of “BCI Anonymizer” components .

C. Examples of “Brain Malware” Information Misuse

Private information about BCIs users, extracted using “brain malware”, may be of interest to multiple parties, those using it for greater good and potential improvement of the quality of humans lives, but also to those using it to increase their own (financial) gains, as well as those using it simply to harm others. One can easily imagine the following examples of concerning BCIs use:

Example 1: As exemplified in Farahaney’s work [22], an access to an individual’s memories and emotional responses might be used by police enforcement and government agencies during criminal investigation, as well as for crime and terrorism prevention.

Example 2: BCI-recorded neural signals may be used in a variety of entertainment and relaxation applications. A person’s emotional response and satisfaction/annoyment level may, for example, be used to provide better (more accurate) music and/or movie recommendations. Similarly, information about a person’s activity and anxiety levels may be used to tailor a more personalized training routine or a relaxation session.

Example 3: Personal information, extracted from neural signals, could also be used for targeted advertisement, where in addition to (or instead of) information about a person’s activities on the Internet, an advertiser/retailer would have a real-time access to a person’s level of interest, satisfaction, or frustration with the presented material.

Example 4: On the other end of the spectrum, however, the extracted information about a person’s memories, prejudices, beliefs or possible disorders could be used to manipulate a person or coerce her/him into doing something.

Example 5: Finally, the extracted neural information could also be used to cause physical or emotional harm to a person. Examples of such actions have already been observed in the literature. Denning et al. [21], presented the case of individuals who placed flashing animations on epilepsy support webpages, eliciting seizures in some patients with photosensitive epilepsy.

VI. THE NEED FOR A COORDINATED PREVENTION APPROACH

Issues arising from misuse or inappropriate use of BCI technology most likely do not pose a critical concern yet, considering their limited use outside of research communities. However, existing and emerging privacy and security threats may be viewed as an attack on human rights to privacy and dignity [13]. Thus, they deserve immediate attention and careful consideration.

We suggest that methods to prevent and mitigate BCI-enabled privacy and security threats must be developed now, in the early design phase. Doing so will allow us to keep up with Privacy-by-Design [1] values, as well as with general values of privacy-enhancing technologies.

We view the development of prevention and mitigation tools as an *interdisciplinary effort*, involving neuroscientists, neural engineers, ethicists, as well as legal, security and privacy experts. The first step of this interdisciplinary approach should be an open discussion, aimed at answering the following questions: (i) Who all should be allowed an access to individuals’ neural signals? (ii) Which components of these neural signals should those entities have an access to? (iii) How noisy, distorted or distilled should these components be made before making them available? (iv) Which purposes are the entities allowed to use the neural signals for? and (v) What are the risks associated with the misuse of the provided components, i.e., what amount of private information can be extracted from the provided components?

We expect the answers to questions (i)–(v) will lead to a “*triangle*” approach towards enhancing privacy and security of BCI technology. On one vertex of the triangle, we expect to have legal experts and ethicists, defining a set of laws and policies to govern legal use of neural signals. As an example of possible legal intervention, the law could examine should the BCI platforms indeed be immunized for the apps they sell, or is some other balance between manufacturers and application developers more appropriate for BCI technologies.

On the second vertex, we expect to have a group of neuroscientists and engineers, in charge of developing and establishing a set of industry and research standards, methods, processes and practices for secure and privacy-preserving BCI

systems. One such practice may, for example, require there to exist a centralized authority in charge of reviewing and validating every BCI application before allowing its use in general population.

Finally, at the third vertex we expect BCI systems manufacturers and application developers, developing, implementing and using engineering practice, methods and tools, in order to prevent and mitigate specific classes of security and privacy attacks. Clearly the IEEE, and its standards process, could have a role here.

VII. BCI ANONYMIZER

One engineering approach to enhancing neural privacy and security is the use of the “BCI Anonymizer” [18]. The basic idea of the “BCI Anonymizer” is to pre-process neural signals, before they are stored and transmitted, in order to remove all information except specific intended BCI commands. Unintended information leakage is prevented by *never transmitting* and *never storing* raw neural signals and any signal components that are not explicitly needed for the purpose of BCI communication and control.

The “BCI Anonymizer” can be realized either in hardware or in software, as a part of the user’s BCI device, but not as part of any external network or computational platform. It thus acts as a secured and trusted software or hardware subsystem that takes the raw neural signal and decomposes it to specific components. Upon request, instead of the complete recorded neural signal, the “BCI Anonymizer” provides a BCI application only with a needed subset of requested signal components. A block diagram of a BCI system with the proposed “BCI Anonymizer” component is depicted in Figure 3. A critical task in the development of this approach is the development of fast and accurate signal processing tools for *real time decomposition of neural signals*.

The described approach is similar to the approaches taken in the smartphone security, where an attacker, using a malicious smartphone app, can attempt to access a user’s private identifying information (PII), such as a user’s location or address book entries. In the smartphone industry, such attacks on a user’s privacy are typically prevented by limiting an access to the phone’s operating system and a user’s PII. In other words, an application has an access only to a limited subset of PII data and operating system states and functionalities (for examples of current prevention and mitigation strategies, please see e.g., [19], [30]). Neural signals, acquired by BCI recording electrodes, have a similar role as a user’s smartphone PII data, in that they contain information beyond the intended information.

VIII. CONCLUSION

Privacy and security threats arising from the use of BCI-enabled technologies may not pose a critical concern at this moment, given a fairly limited deployment of BCI systems outside of research and medical communities. We believe, however, the right time to address these issues is now, and propose that methods to prevent and mitigate BCI-enabled privacy and security threats should be developed in the early design phase, and embedded throughout the entire life of the technology.

We view the development of these prevention and mitigation tools as an *interdisciplinary effort*, involving neuroscientists, neural engineers, ethicists, as well as legal, privacy and security experts. This paper represents an initial step towards facilitating the necessary interdisciplinary discussion and starting the effort to make BCI systems inherently privacy preserving and secure. We are currently examining the best legal and policy infrastructure BCIs, and experimenting with engineering approaches that could lead to best privacy enhancing practices.

REFERENCES

- [1] Privacy by Design (last accessed January 19, 2014).
- [2] Brain Bats: Mind-Controlled Pong (last accessed: January 19, 2014).
- [3] Emotiv Systems (last accessed: January 19, 2014).
- [4] g-tec Medical Engineering (last accessed: January 19, 2014).
- [5] Federal Trade Commission Act.
- [6] NeuroFocus (last accessed: January 14, 2014).
- [7] NeuroGaming 2013 Conference and Expo (last accessed: May 10, 2013).
- [8] NeuroSky (last accessed: January 19, 2014).
- [9] Neurocam (last accessed: January 19, 2014).
- [10] What is Neuromarketing? A Discussion and Agenda for Future Research.
- [11] How the Brain Translates Money into Force: a Neuroimaging Study of Subliminal Motivation.
- [12] Samsung Demos a Tablet Controlled by Your Brain (last accessed: January 19, 2014).
- [13] The Universal Declaration of Human Rights (last accessed January 26, 2014).
- [14] The Health Insurance Portability and Accountability Act of 1996 (HIPAA) Privacy and Security Rules, 1996.
- [15] R. B. Baldwin. Kinetic Art: On the Use of Subliminal Stimulation of Visual Perception. *Leonardo*, pages 1–5, 1974.
- [16] H. Bojinov, D. Sanchez, P. Reber, D. Boneh, and P. Lincoln. Neuroscience Meets Cryptography: Designing Crypto Primitives Secure Against Rubber Hose Attacks. In *Proceedings of the 21st USENIX Security Symposium*. USENIX, 2012.
- [17] Y.-T. Chiu. Mind Reading to Predict the Success of Online Games, February 2013.
- [18] H.J. Chizeck and T. Bonaci. Brain-computer interfaces anonymizer. US Patent Application, February 2014.
- [19] B.-G. Chun and P. Maniatis. Augmented Smartphone Applications through Clone Cloud Execution. In *the Proceedings of the 12th Conference on Hot Topics in Operating Systems*. USENIX Association, 2009.
- [20] J. Contreras-Vidal. Ethical Considerations Behind Brain-Computer Interface Research, December 2012.
- [21] T. Denning, Y. Matsuoka, and T. Kohno. Neurosecurity: Security and Privacy for Neural Devices. *Neurosurgical Focus*, 27(1):1–4, 2009.
- [22] N. Farahany. Incriminating Thoughts. *Stanford Law Review*, 64:11–17, 2011.
- [23] S.A. Huettel and G. McCarthy. What is Odd in the Oddball Task? Prefrontal Cortex is Activated by Dynamic Changes in Response Strategy. *Neuropsychologia*, 42(3):379–386, 2004.
- [24] J. Illes, M.P. Kirschen, J.D.E. Gabrieli, et al. From Neuroimaging to Neuroethics. *Nature Neuroscience*, 6(3):205–205, 2003.
- [25] J. Illes and E. Racine. Imaging or Imagining? A Neuroethics Challenge Informed by Genetics. *The American Journal of Bioethics*, 5(2):5–18, 2005.
- [26] M. Inzlicht, I. McGregor, J.B. Hirsh, and K. Nash. Neural Markers of Religious Conviction. *Psychological Science*, 20(3):385–392, 2009.
- [27] A. R. Jonsen. *The Birth of Bioethics*. Oxford University Press, USA, 2003.

- [28] B. Luber, C. Fisher, P.S. Appelbaum, M. Ploesser, and S.H. Lisanby. Non-invasive Brain Stimulation in the Detection of Deception: Scientific Challenges and Ethical Consequences. *Behavioral Sciences & the Law*, 27(2):191–208, 2009.
- [29] S. Marcel and J.R. Millán. Person Authentication Using Brainwaves (EEG) and Maximum A Posteriori Model Adaptation. *IEEE Transactions on Pattern Analysis and Machine Intelligence*, 29(4):743–752, 2007.
- [30] C. Marforio, A. Francillon, and S. Capkun. *Application Collusion Attack on the Permission-based Security Model and its Implications for Modern Smartphone Systems*. Department of Computer Science, ETH Zurich, 2011.
- [31] I. Martinovic, D. Davies, M. Frank, D. Perito, T. Ros, and D. Song. On the Feasibility of Side-Channel Attacks with Brain-Computer Interfaces. In *the Proceedings of the 21st USENIX Security Symposium*. USENIX, 2012.
- [32] R. Palaniappan and K.V.R. Ravi. A New Method to Identify Individuals Using Signals From the Brain. In *the Proceedings of the 4th Joint Conference on Information, Communications and Signal Processing.*, volume 3, pages 1442–1445, 2003.
- [33] R.B. Paranjape, J. Mahovsky, L. Benedicenti, and Z. Koles. The Electroencephalogram as a Biometric. In *the Proceedings of the Canadian Conference on Electrical and Computer Engineering*, volume 2, pages 1363–1366, 2001.
- [34] M. Poulos, M. Rangoussi, V. Chrissikopoulos, and A. Evangelou. Person Identification Based on Parametric Processing of the EEG. In *the Proceedings of the 66th IEEE International Conference on Electronics, Circuits and Systems*, volume 1, pages 283–286, 1999.
- [35] K. Revett and S. T. de Magalhães. Cognitive Biometrics: Challenges for the Future. In *Global Security, Safety, and Sustainability*, pages 79–86. Springer, 2010.
- [36] A. Riera, A. Soria-Frisch, M. Caparrini, C. Grau, and G. Ruffini. Unobtrusive Biometric System Based on Electroencephalogram Analysis. *EURASIP Journal on Advances in Signal Processing*, 2008, 2007.
- [37] J.P. Rosenfeld, J.R. Biroshak, and J.J. Furedy. P300-based Detection of Concealed Autobiographical Versus Incidentally Acquired Information in Target and Non-target Paradigms. *International Journal of Psychophysiology*, 60(3):251–259, 2006.
- [38] The Committee on Science and Law. Are Your Thoughts Your Own?: Neuroprivacy and the Legal Implications of Brain Imaging, 2005.
- [39] M. van Vliet, C. Mühl, B. Reuderink, and M. Poel. Guessing What’s on Your Mind: Using the N400 in Brain Computer Interfaces. *Brain Informatics*, pages 180–191, 2010.
- [40] K. Wahlstrom, N. B. Fairweather, and H. Ashman. Brain-Computer Interfaces: A Technical Approach to Supporting Privacy. In *the Proceedings of the 12th International Ethicomp Conference: The Social Impact of Social Computing*, 2011.
- [41] J. R. Wolpaw, N. Birbaumer, W. J. Heetderks, D. J. McFarland, P. H. Peckham, G. Schalk, E. Donchin, L. A. Quatrano, C. J. Robinson, and T. M. Vaughan. Brain-Computer Interface Technology: A Review of the First International Meeting. *IEEE Transactions on Rehabilitation Engineering*, 8(2):164–173, 2000.
- [42] J. R. Wolpaw, N. Birbaumer, D. J. McFarland, G. Pfurtscheller, and T. M. Vaughan. Brain-Computer Interfaces for Communication and Control. *Clinical Neurophysiology*, 113(6):767–791, 2002.
- [43] J. R. Wolpaw and E. W. Wolpaw. *Brain-Computer Interfaces: Principles and Practice*. OUP USA, 2012.
- [44] P.R. Wolpe, K.R. Foster, and D.D. Langleben. Emerging Neurotechnologies for Lie-detection: Promises and Perils. *The American Journal of Bioethics*, 10(10):40–48, 2010.
- [45] M.-S. Yoh, J. Kwon, and S. Kim. NeuroWander: A BCI Game in the Form of Interactive Fairy Tale. In *the Proceedings of the 12th ACM International Conference Adjunct Papers on Ubiquitous Computing*, pages 389–390. ACM, 2010.